




哈尔滨幼儿师范高等专科学校 2016 年毕业生就业质量报告



二〇一六年十二月



-----	1
ž	-----3
ž	-----3
ž	-----3
ž	-----4
ž	-----4
ž	-----5
	-----5
1.	-----5
2	-----5
3.	-----6
	-----6
1.	-----6
2	-----7
3.	-----7
	-----8
	-----8
	-----9
	-----10
	-----11
	-----12
	-----12
	-----13
	-----13
	-----13
	-----14
	-----16
	-----17
	-----18
	-----18



64

2012

5000

90

27

10

12

60

”

”

”

”

”

”



“ “

“ ” 2013

2014

35 2015

40

“

“

2016

2016

2016

2016

2016

2016



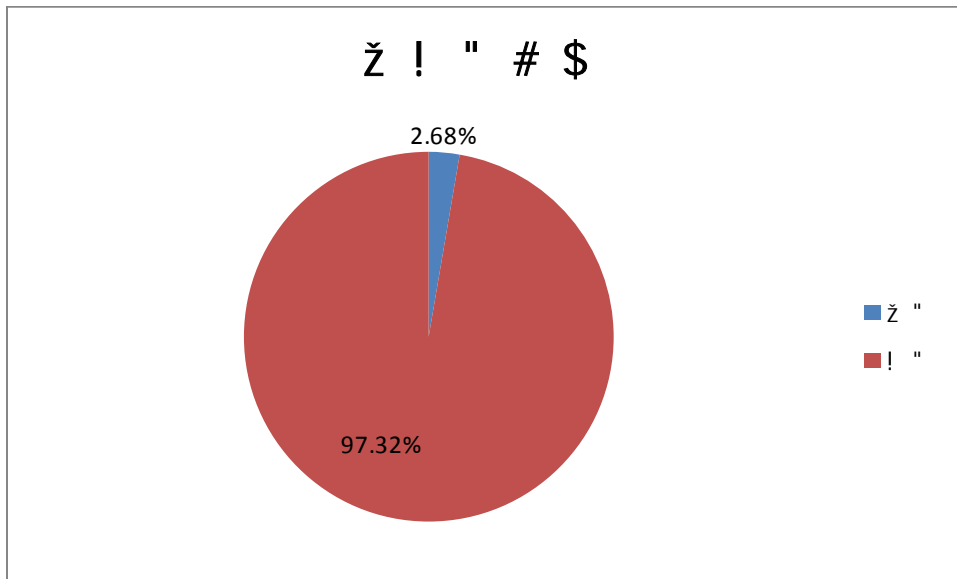
一、毕业生的规模与结构：

2016

1637

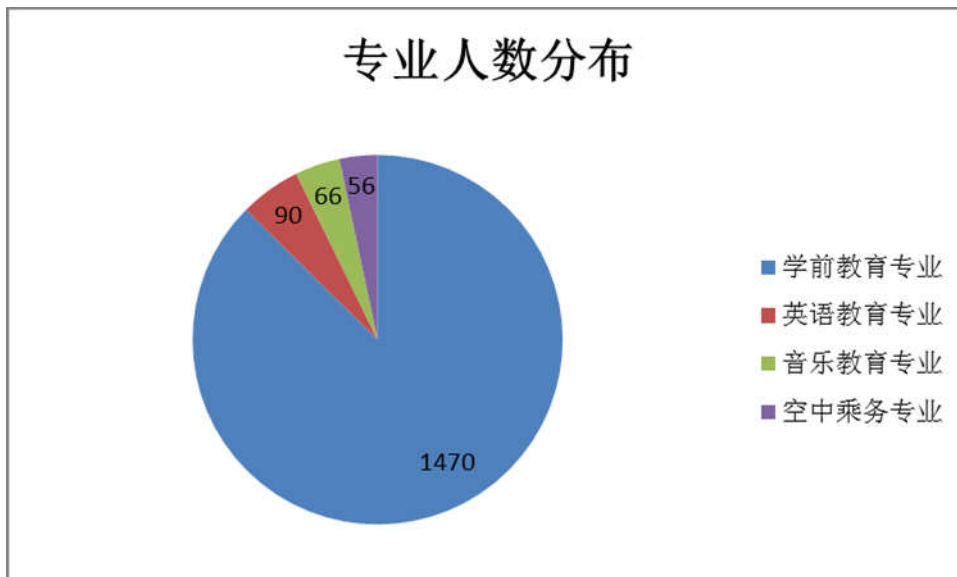
1682

45




2015

1470





Ž





二、毕业生就业状况:

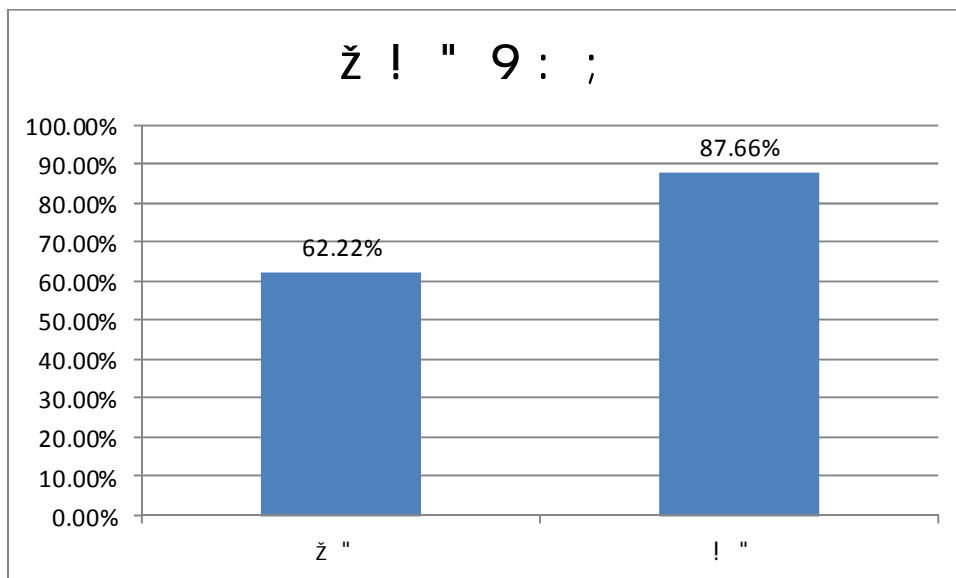
;

1.

2016	1682	8
120	7.13%	110
6.54%	1233	73.31%
219	13.02%	86.98%

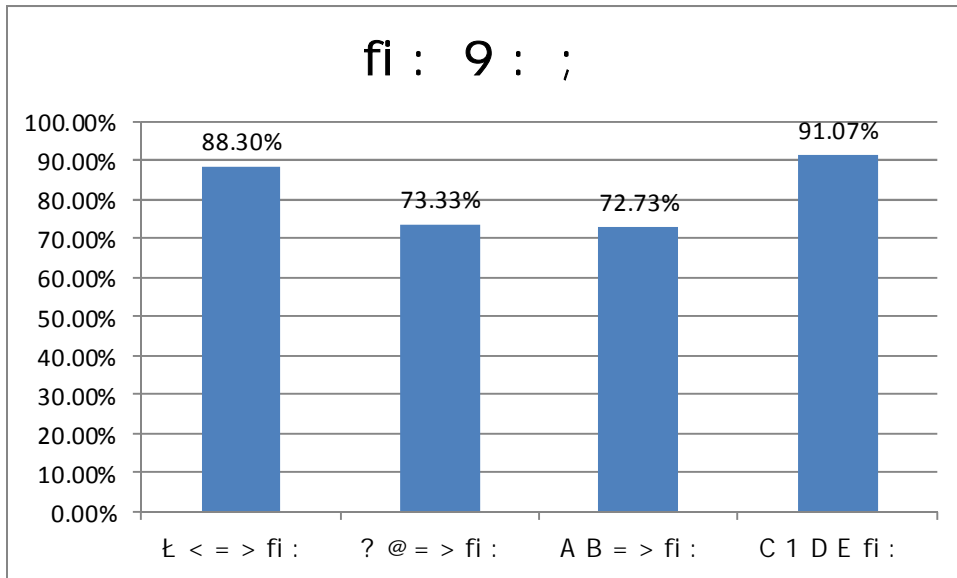
2.

45	28	1637
1435		





3.



2016

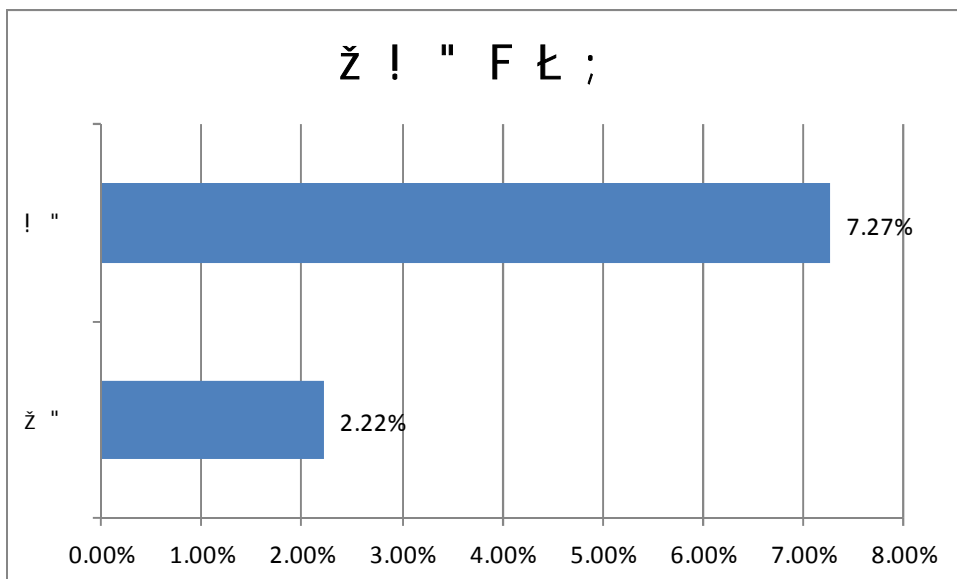
120

1

119

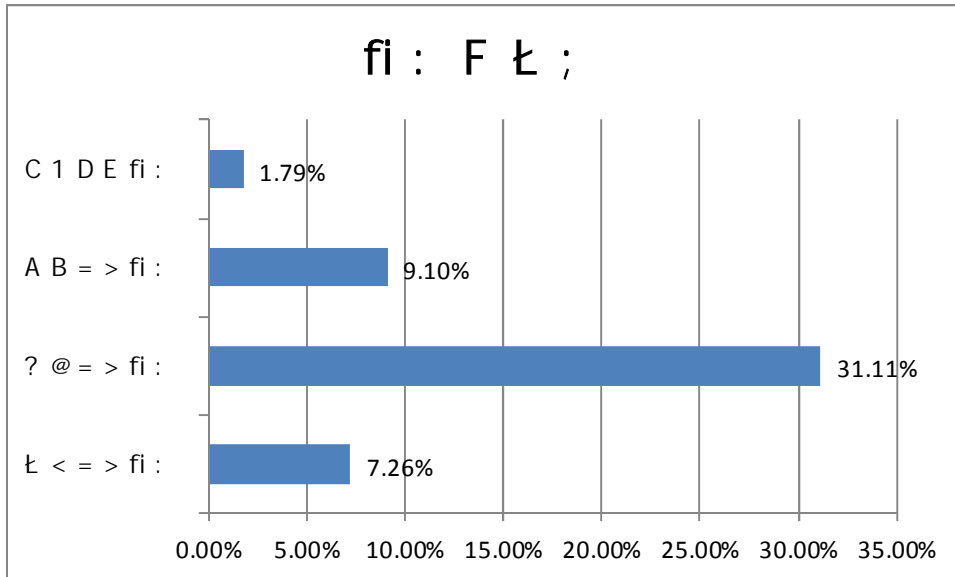
7.13%

1.





2



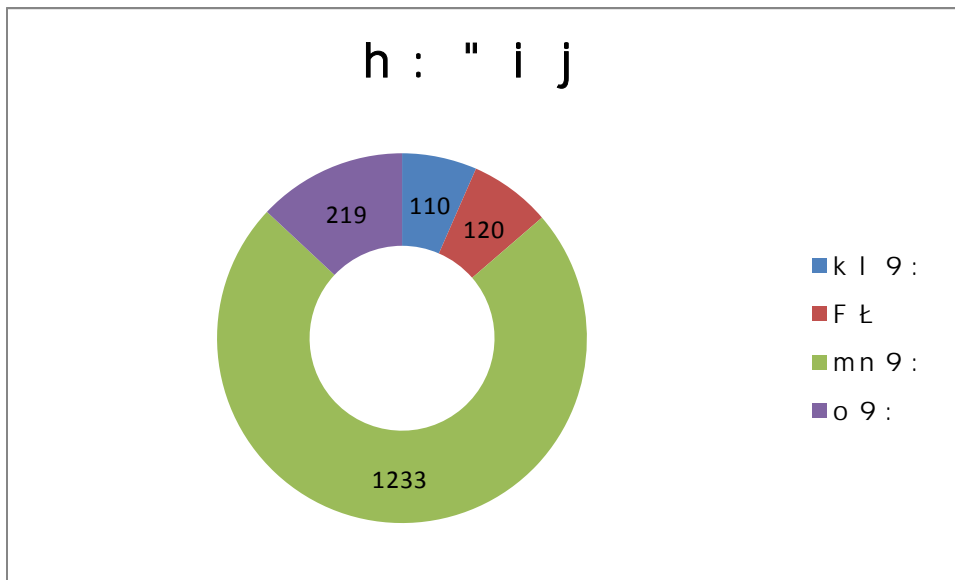
3

GHŽ	I fl J ł Ž) * Ž	GHŽ	I fl J ł Ž) * Ž
KŽ	~ ~ ~ L Ł Ž	MŽ	OŽ	P P ~ L Ł Ž	KOŽ
NŽ	~ ~ Ł J Ž	KRŽ	SŽ	T U V L Ł Ž	KVŽ
MŽ	~ ~ X : L Ł Ž	KŽ	VŽ	Y Z [~ Ł J Ž	OŽ
\Ž] ^ [fl _ L Ł Ž	OŽ	RŽ] ` Ł J Ž	NŽ
OŽ] ^ [a b c d L Ł Ž	SŽ	KeŽ	f g Ł J Ž	KOŽ



三、毕业生就业状况分析

2016 1682 110
1233 120 219





() :

G H	p q r s	9 :) *	t u 9 :) * # \$
1	l / = > p q	1	0.07%
2	1 / v / = >	1093	81.38%
3	w x y :	103	7.68%
4	z { y :	40	2.98%
5	2 5 }	1	0.07%
6	~ € , " p q	1	0.07%
7	f , ...: p q	2	0.15%
8	f , = > p q	102	7.60%
† ‡		1343	100%



() :

GH	p q ^ :	9 :) *	t u 9 :) * # \$
1	= >	1196	89.05%
2	%dg Š < > Œ' B :	13	0.97%
3	' " " • - :	28	2.08%
4	— ~ " ™ Š :		0.45%
5	> 09:		0.5%

12

0.2 %

0.37%



2016

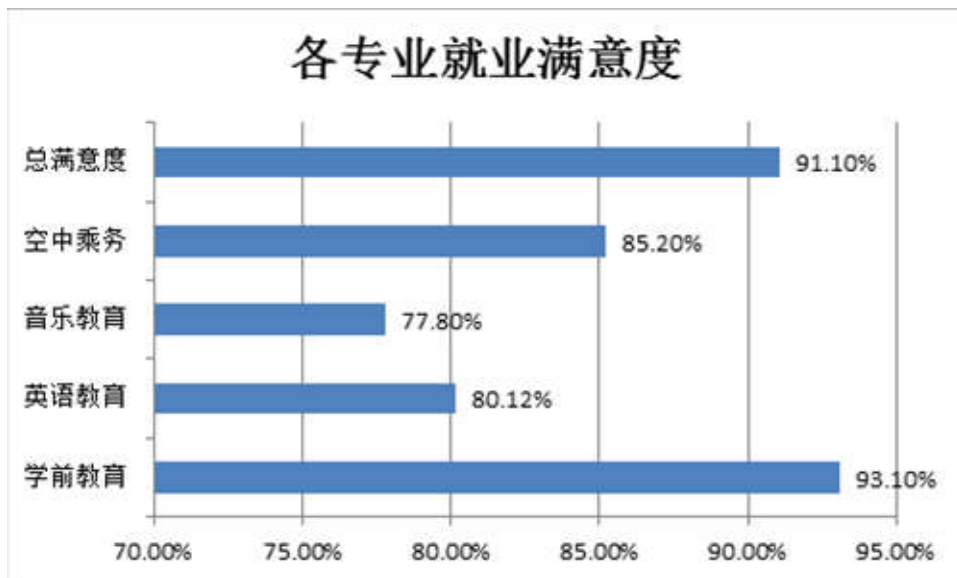
18

Ç Ò i j	9 :) *	t u 9 :) * # \$
] ^ [Ó	1203	89.58%
Ô ^a Ó	11	0.82%
Õ Ö Ó	22	1.64%
× Ø Ù	34	2.53%
Ú Û Ü	10	0.74%
` × Ó	4	0.30%
Û Ý Þ	2	0.15%
ß à Ó	1	0.07%
ß á Ó	13	0.97%
` á Ó	1	0.07%
ã × Ó	1	0.07%
ä å Ù	6	0.45%
æ [Ó	4	0.30%
ç - Ó	5	0.37%
è á Ó	23	1.71%
è à	1	0.07%
é â Ó	1	0.07%
ê ë Ó	1	0.07%
† ‡	1343	100%



2016

91.1%

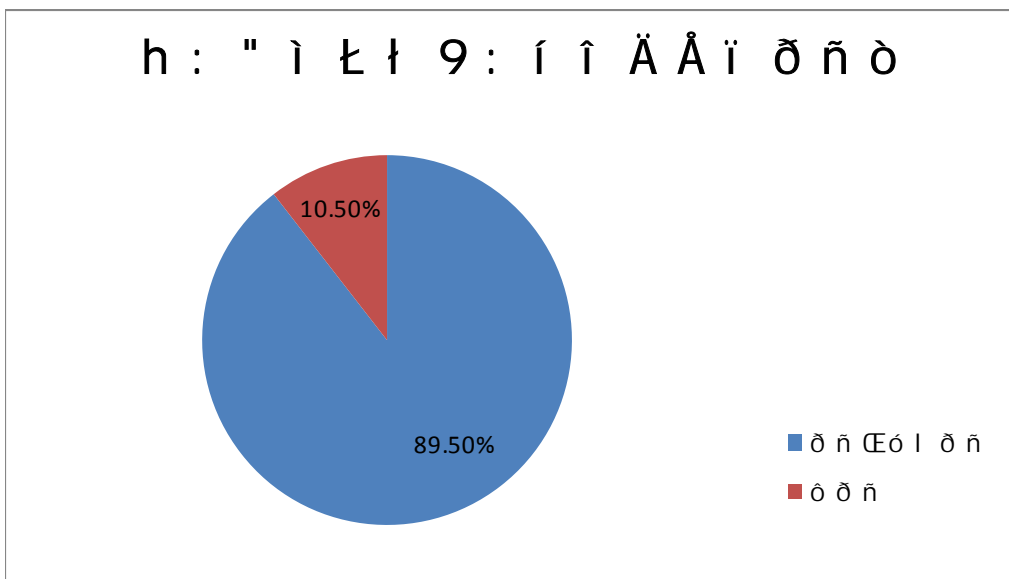


2016

” ” ” ” ”

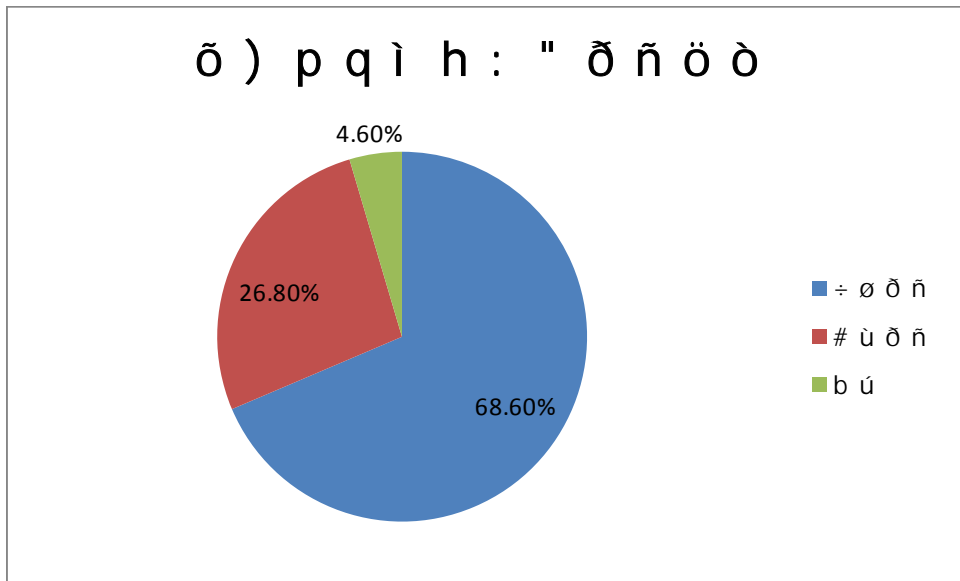
89.5%

10.5%





	95.4%	68.6%
26.8%		4.6%



四、毕业生就业工作措施

“

”



“ ”

“

”

”

”

25



2015 9

2015

				100%				
	1062	920	839	98%	91%	14	67	143



”

”

”

”



26



五：毕业生就业对教育教学的反馈



2016